



An international collaborative study on the use of passive samplers in monitoring of emerging pollutants

B. Vrana, F. Smedes, R. Prokeš, R. Loos,
N. Mazzella, H. Budzinski, C. Mieg e, A. Gravell,
T. Ocelka, E. Vermeirssen



EUROPEAN UNION




MINISTRY OF EDUCATION,
YOUTH AND SPORTS



INVESTMENTS IN EDUCATION DEVELOPMENT

Activities of NORMAN network in passive sampling 2009-2012

- An **expert group meeting** in 2009
- A **position paper** “*Passive sampling of emerging pollutants in the aquatic environment: state of the art and perspectives*” in 2010
- An **interlaboratory study** in 2011-2012



Collaborative study

A sampler comparison exercise

Assessment of steps in passive sampling process

- instrumental analysis
- analysis of sampler matrix
- comparison of samplers
- comparison with spot sampling





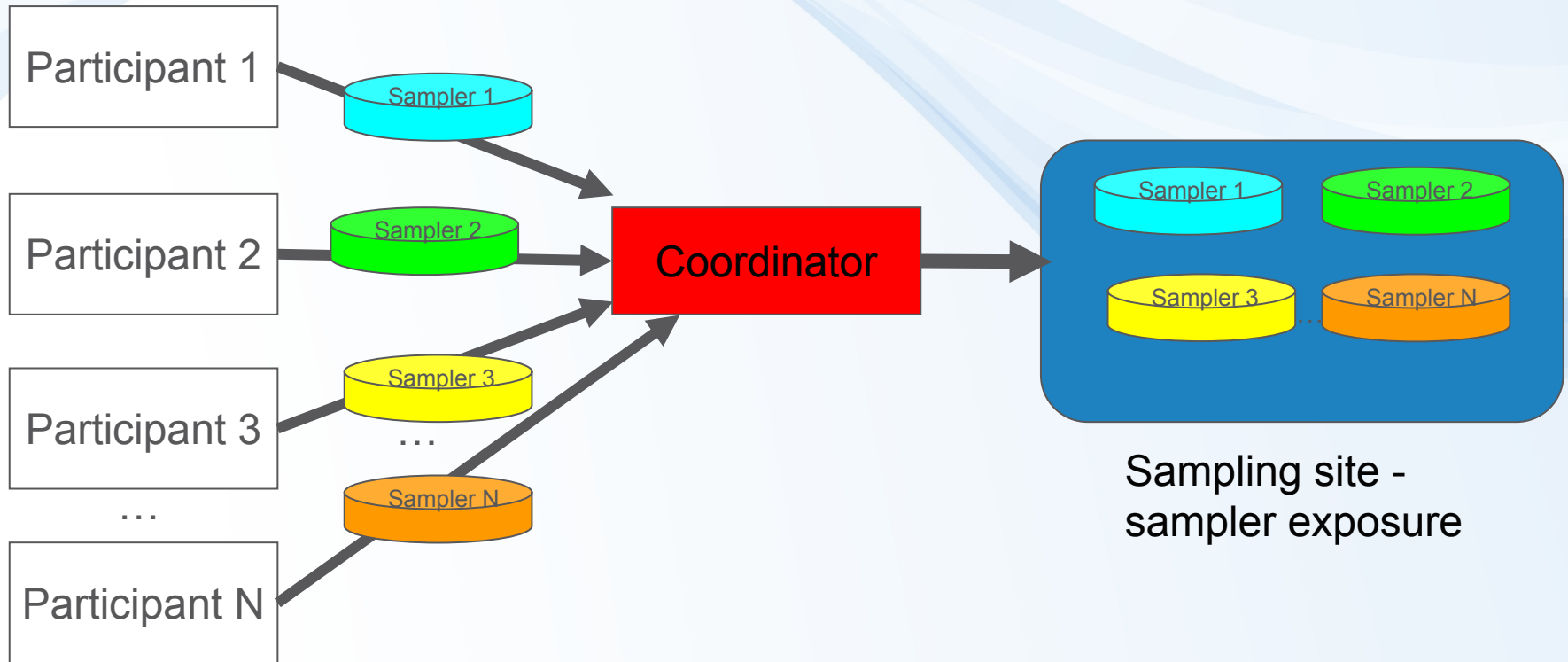
STUDY DESIGN

Target compounds

- 7 polar pesticides
- 7 pharmaceuticals
- 5 steroid hormones
- Bisfenol A
- Triclosan
- PFOA, PFOS
- 6 brominated diphenyl ethers (BDEs)

1. Exposure of passive samplers from participants

for selected analyte/analytes



Sampling site: discharge from WWTP Brno-Modřice

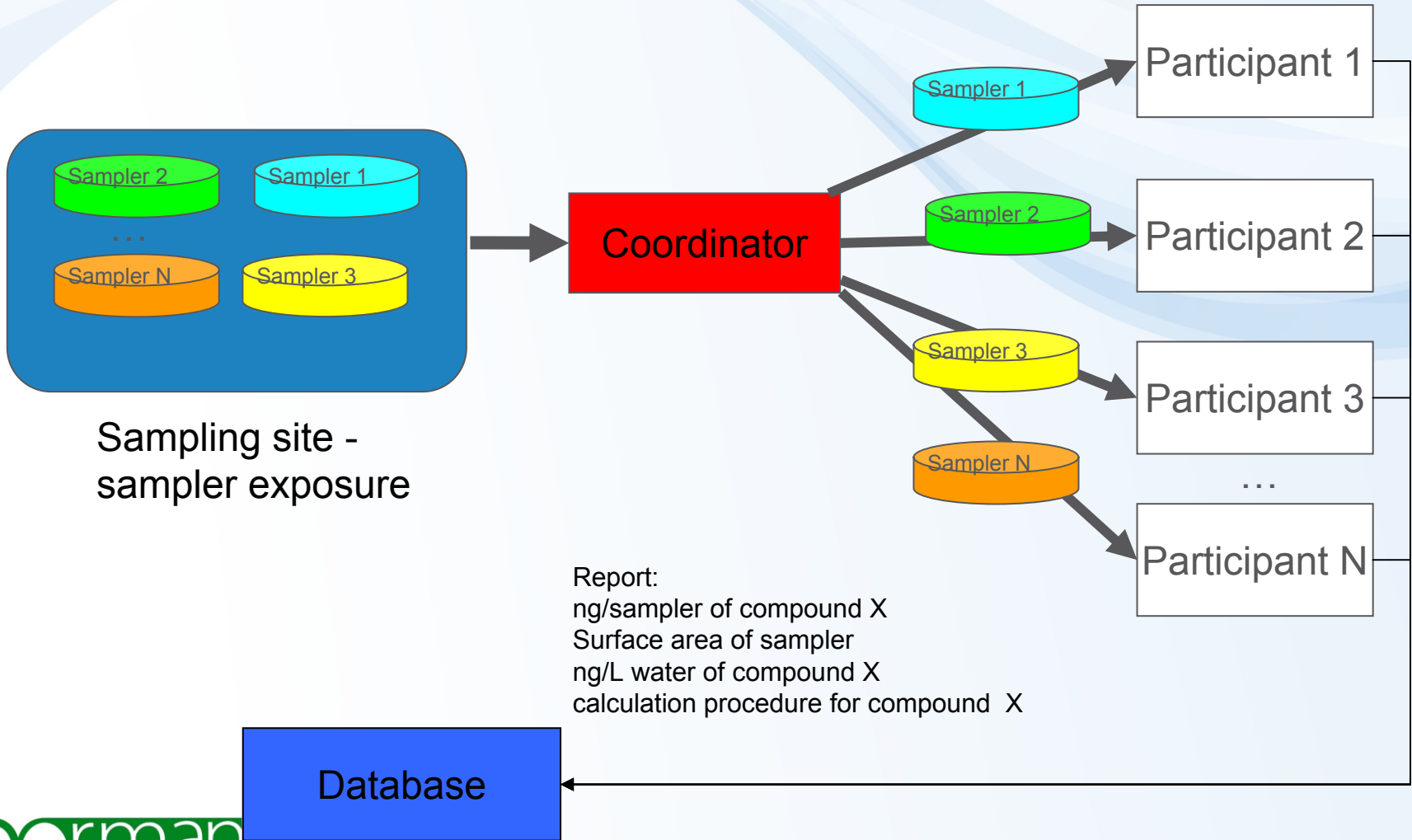


Sampler deployment



1. Recovery passive samplers from participants

for selected analyte/analytes

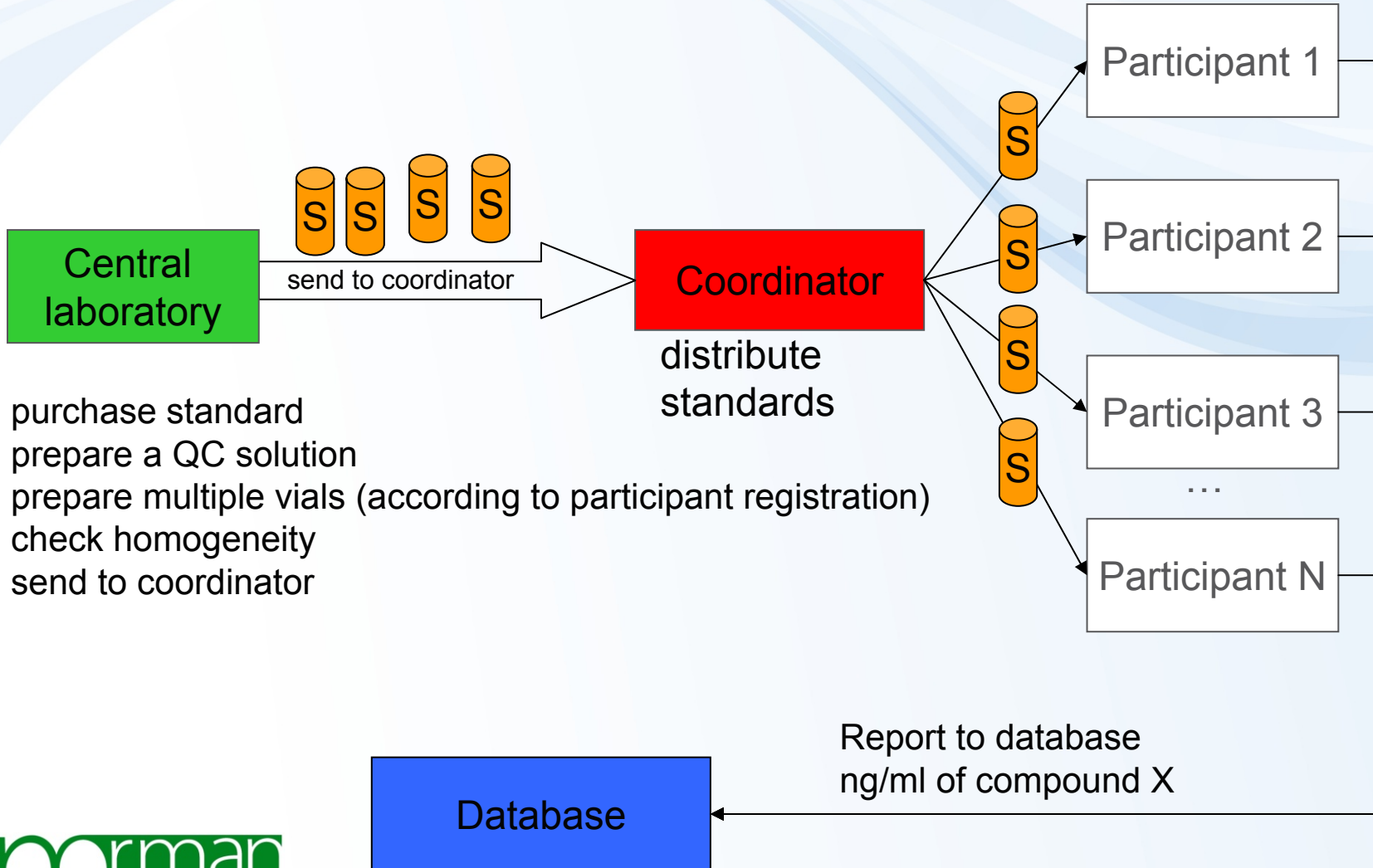




Standard solution

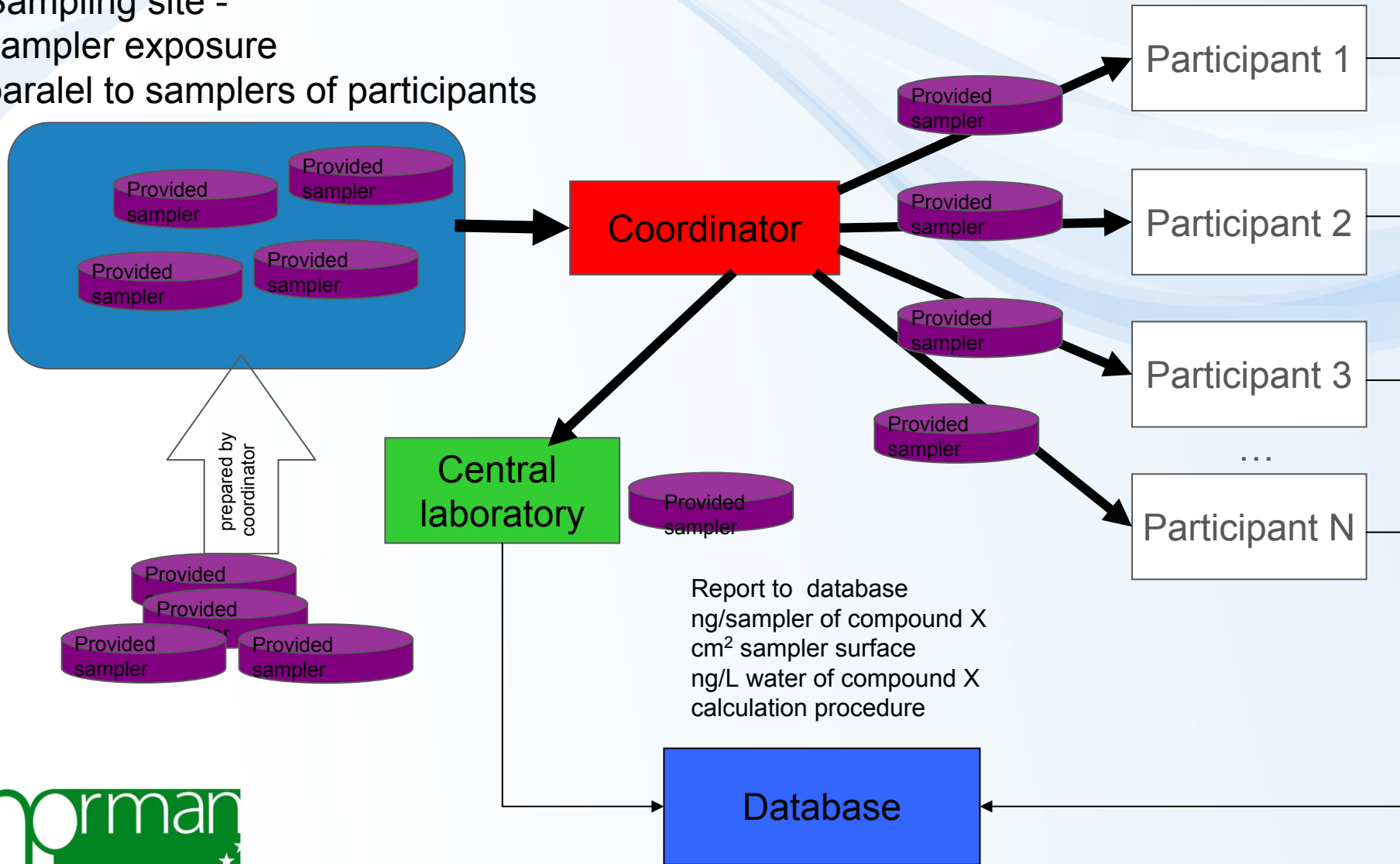
2a. Standard solution

for selected analyte/analytes



2b. Provided passive samplers

Sampling site -
sampler exposure
parallel to samplers of participants

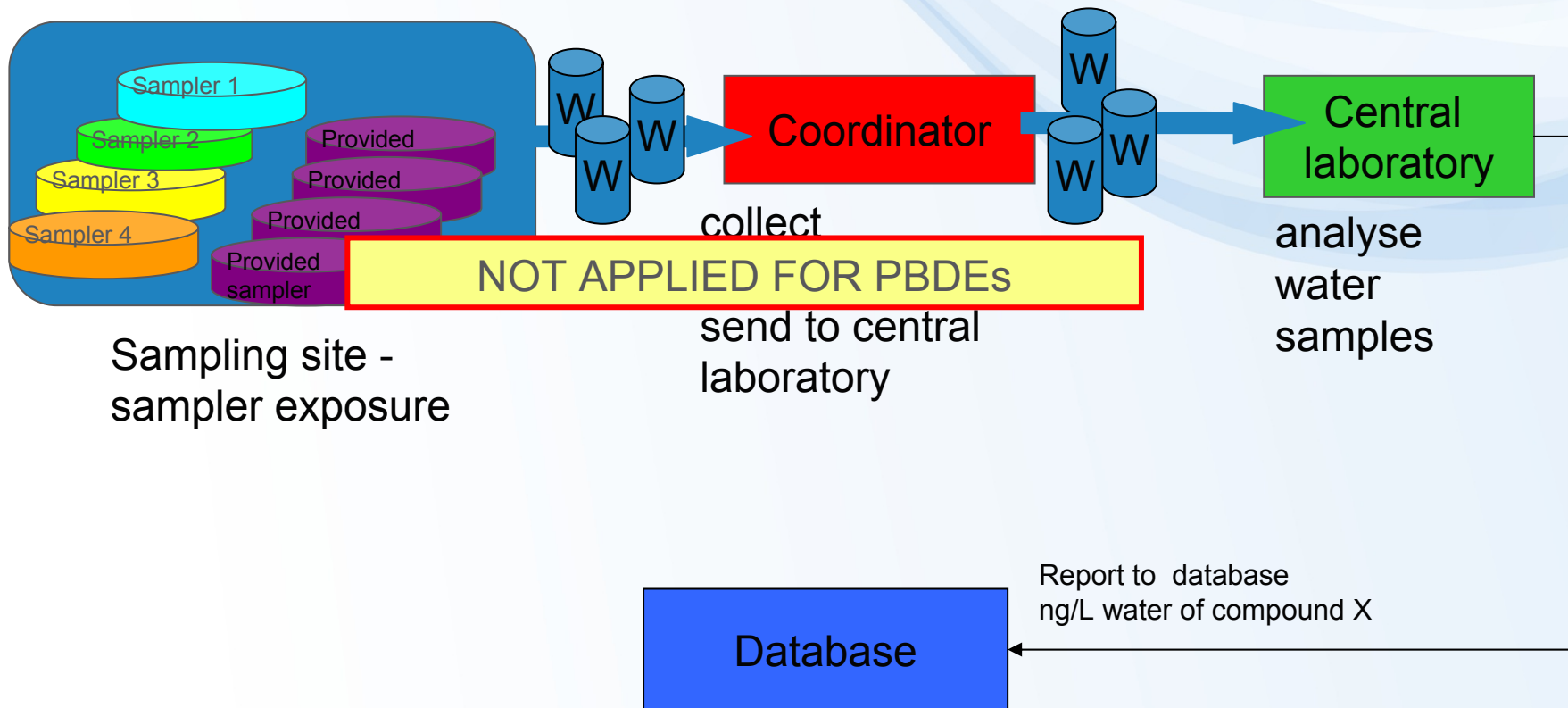


3. Water; continuous sampling



water sample

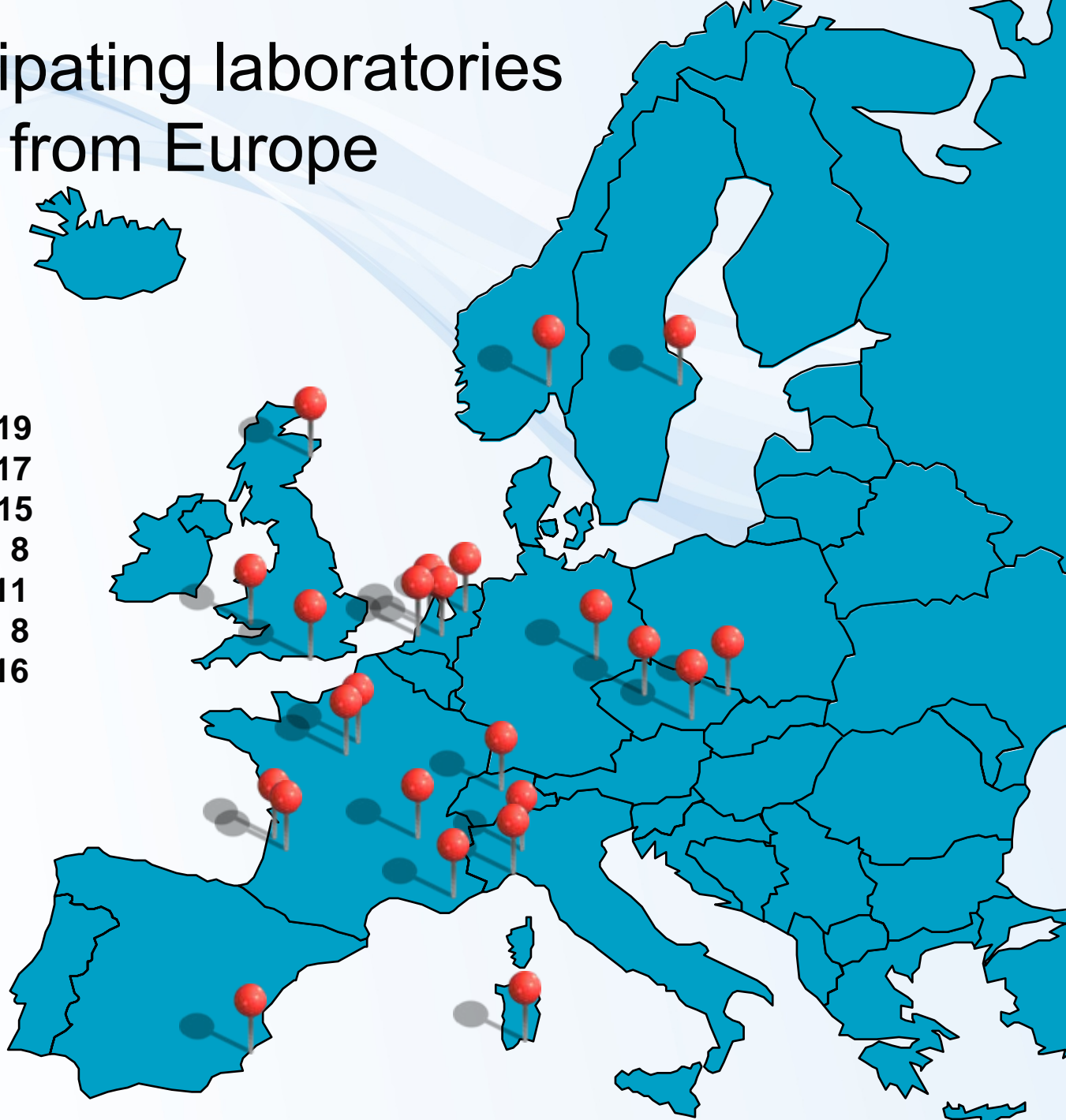
for selected analyte/analytes



STUDY REALISATION

Participating laboratories from Europe

- Polar pesticides – 19
- Pharmaceuticals – 17
- Steroid hormones – 15
- Triclosan – 8
- Bisphenol A – 11
- PFOA, PFOS – 8
- PBDE – 16



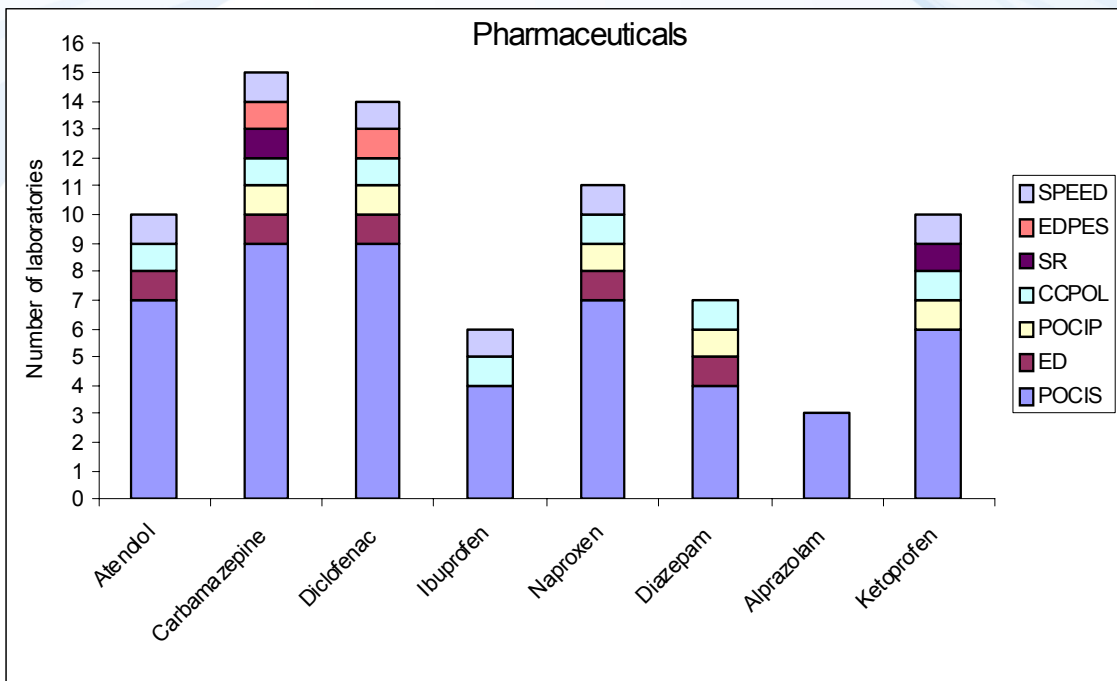
...and from the rest of the World



STUDY RESULTS

Pharmaceuticals: Categories of participant samplers


Up to 17 participants



Sampler	Abbreviation
POCIS pharmaceutical version	POCIS
Empore Disk	ED
POCIS, pesticide version	POCIP
Chemcatcher (3rd generation) polar configuration	CCPOL
silicone rubber material	SR
Empore SDB-RPS with PES-Membrane (0.1um)	EDPES
Speedisks	SPEED



POCIS



SPEED
SR




POCIP



EDPES



CCPOL

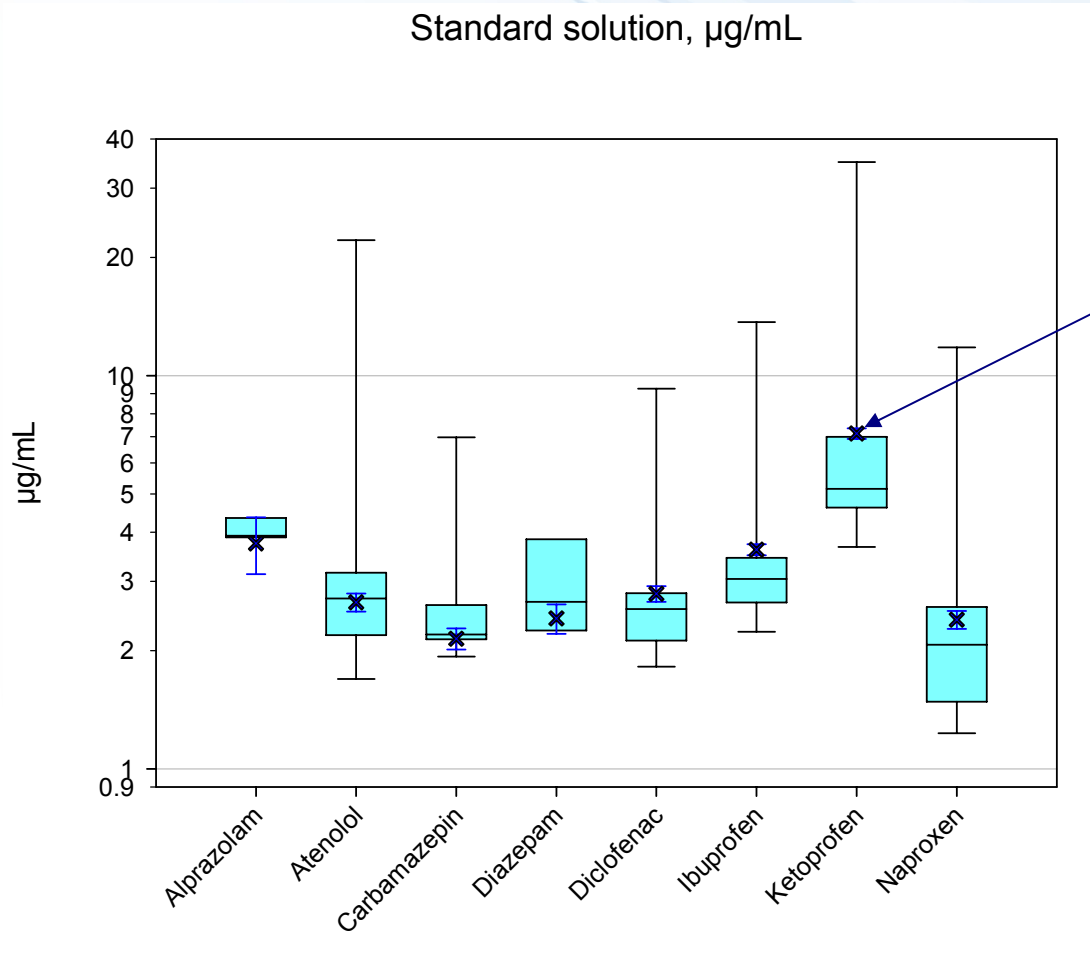


CCPOL



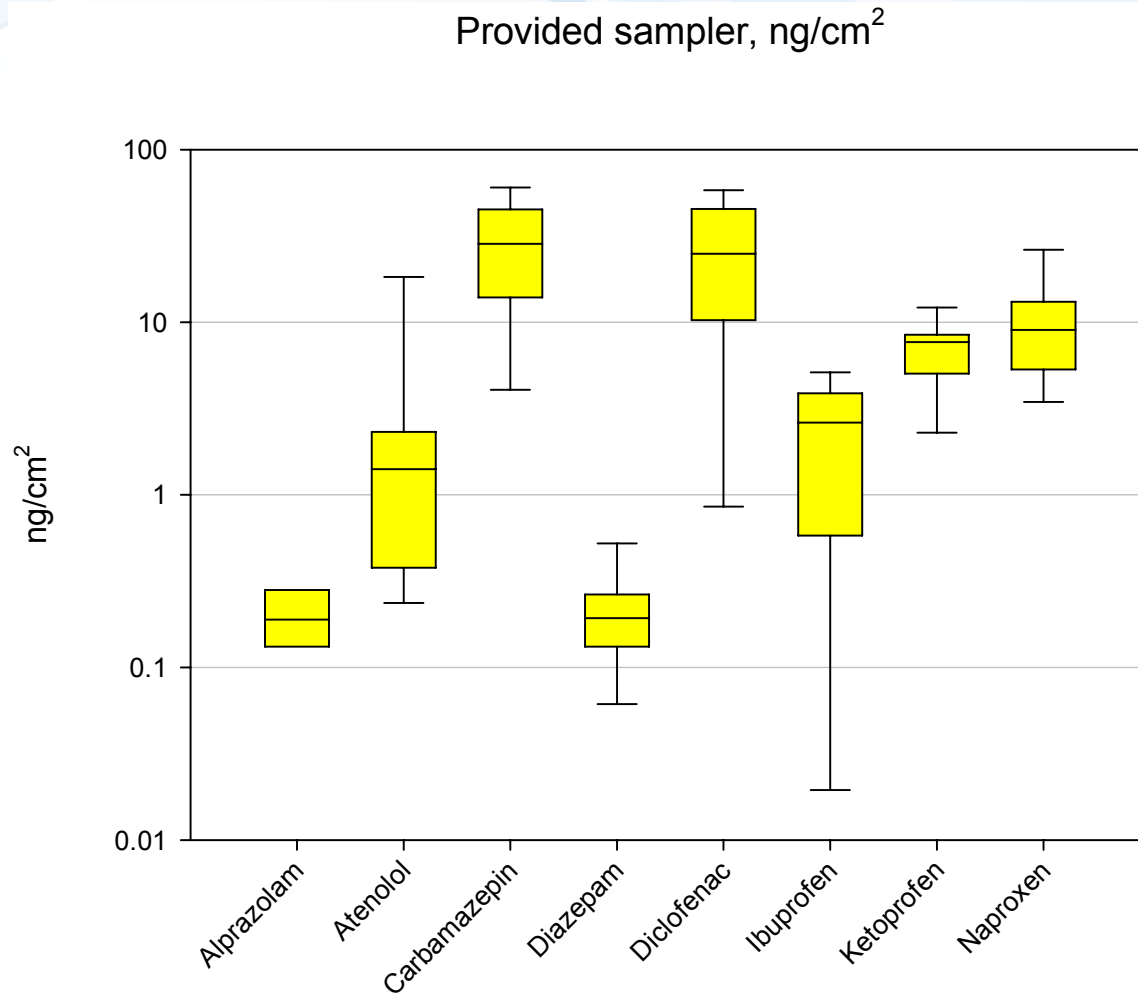
ED

Study results: pharmaceuticals



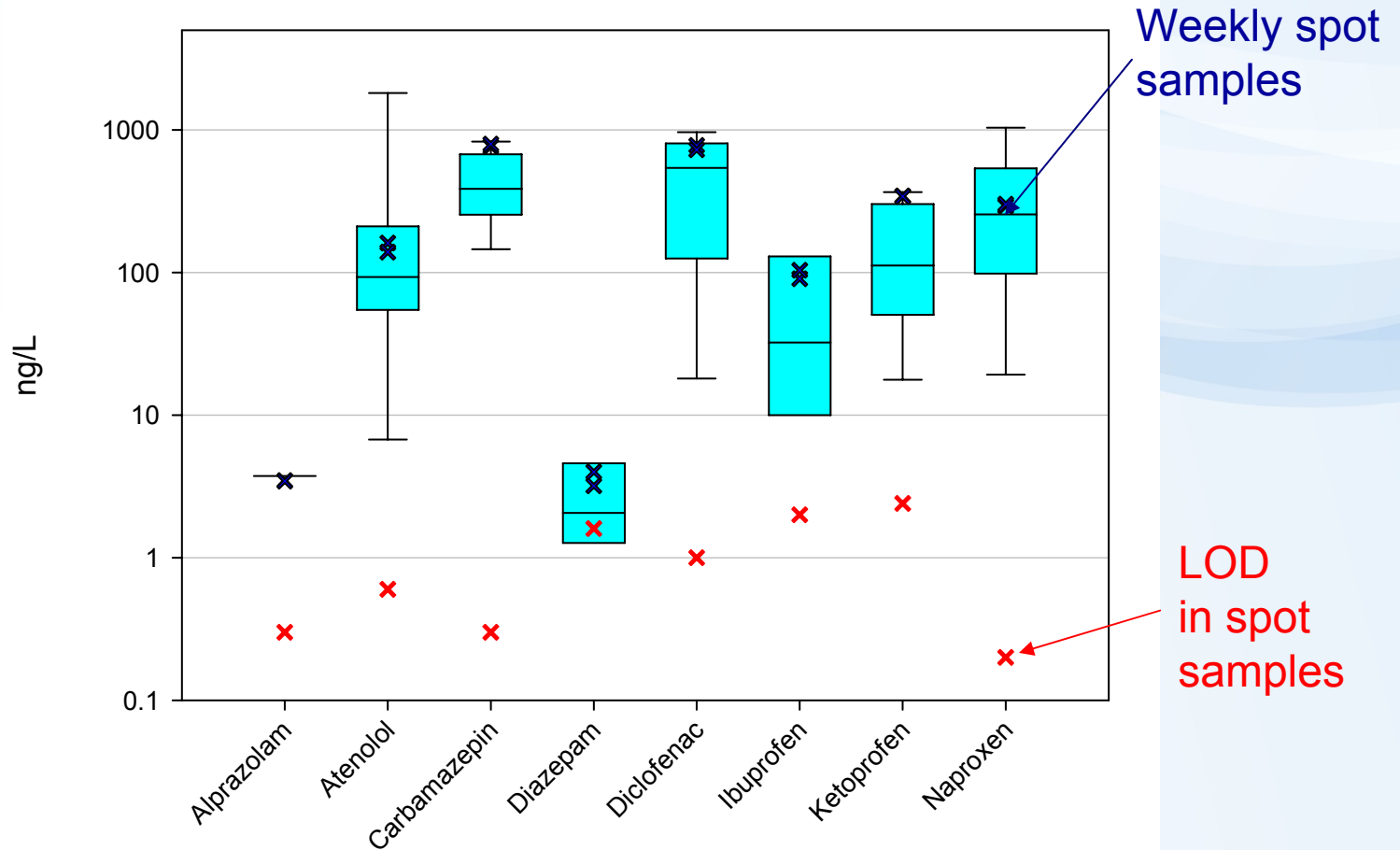
Set value
 \pm expanded
uncertainty
($k = 2$)

Study results: pharmaceuticals



Study results: pharmaceuticals

Participant sampler, Cw in ng/L



RESULTS

Example: Carbamazepin

outliers

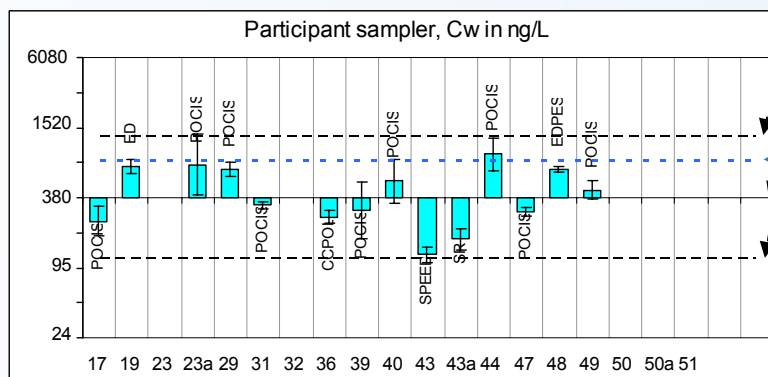
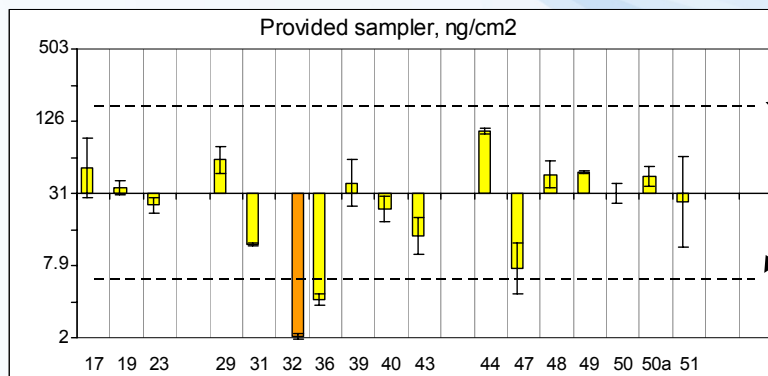
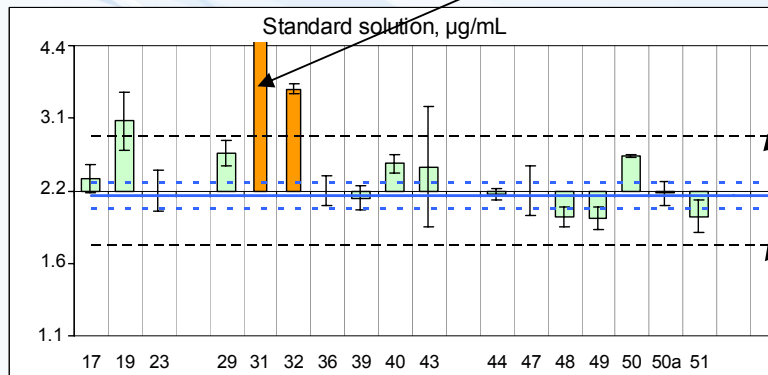
	Stand. Solution µg/mL
Median	2.20
Standard deviation	1.2
Geomean	2.7
n	17
Outliers excl. outl	2
Refvalue	0.28
Exp. Unc	0.13

	Provided Sampler uptake ng/cm ²
Median	31.4
Standard deviation	32
Geomean	23
n	17
Outliers excl. outl	1
Standard deviation	26

	Participant Sampler Cw ng/L
Median	380
Standard deviation	230
Geomean	386
n	14
Outliers	0

	Spot samples
Period 1	778
Period 2	794

Log₂ scale



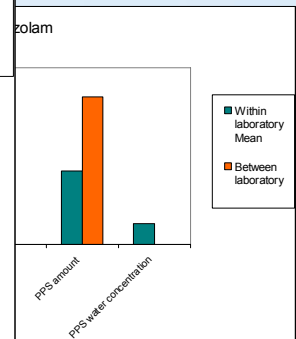
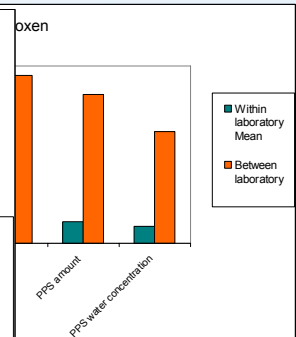
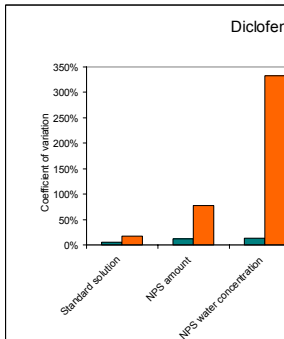
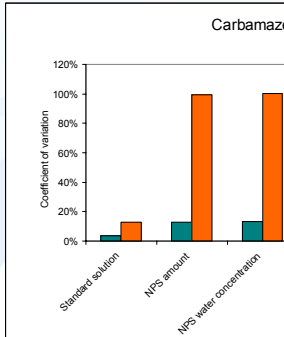
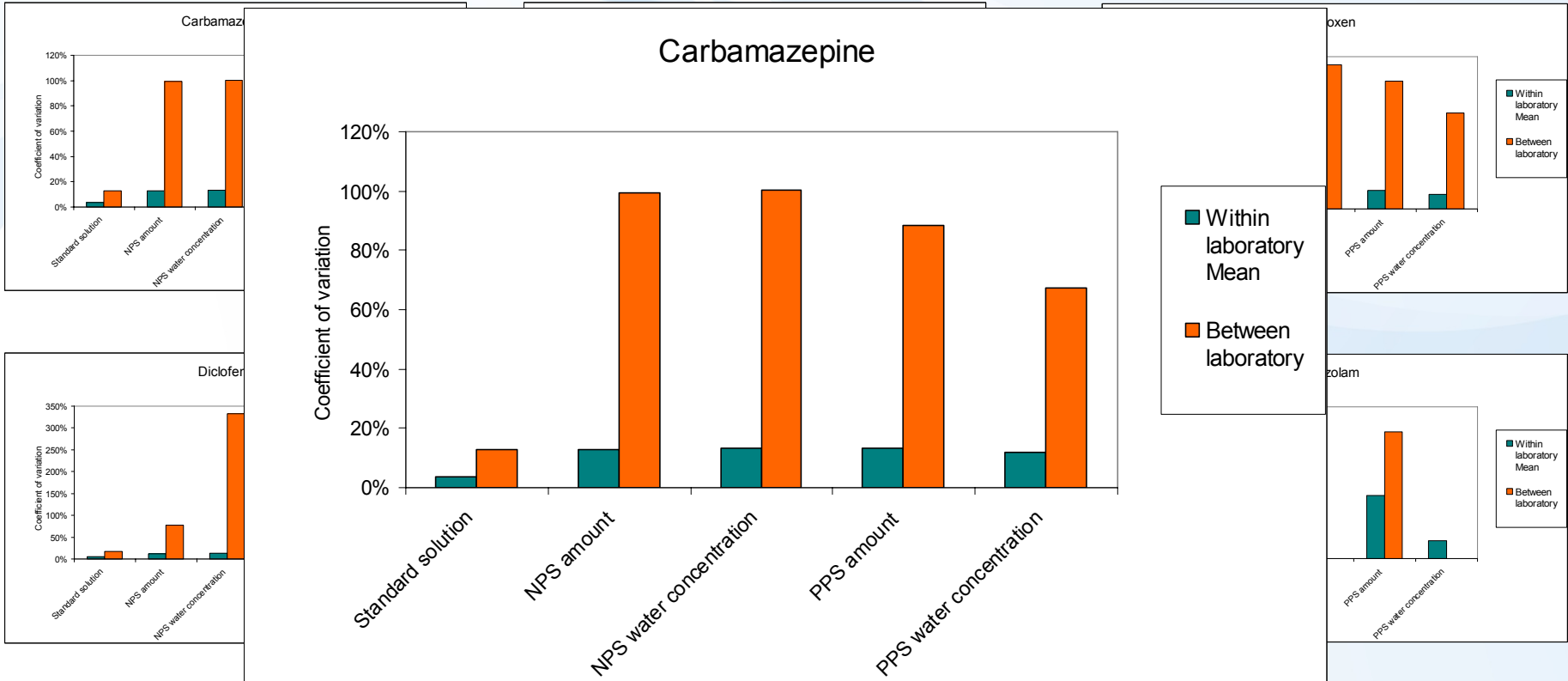
Set value
± expanded
Uncertainty (k = 2)

± 2 × SD of log₂
transformed data
median
value

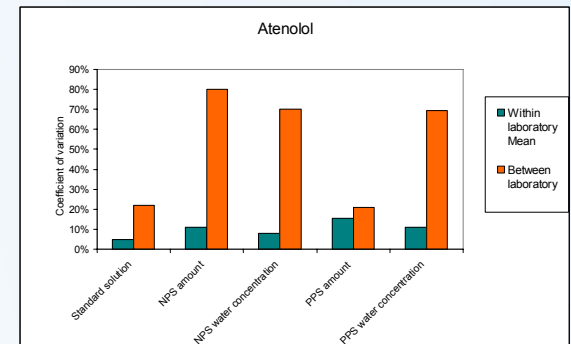
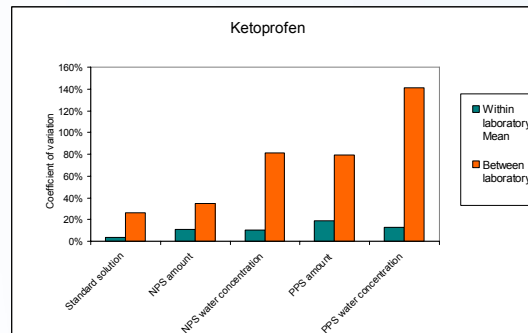
water sample
mean

Laboratory number

Variability of results at different procedure levels



NPS – provided passive sampler
 PPS – participant passive sampler

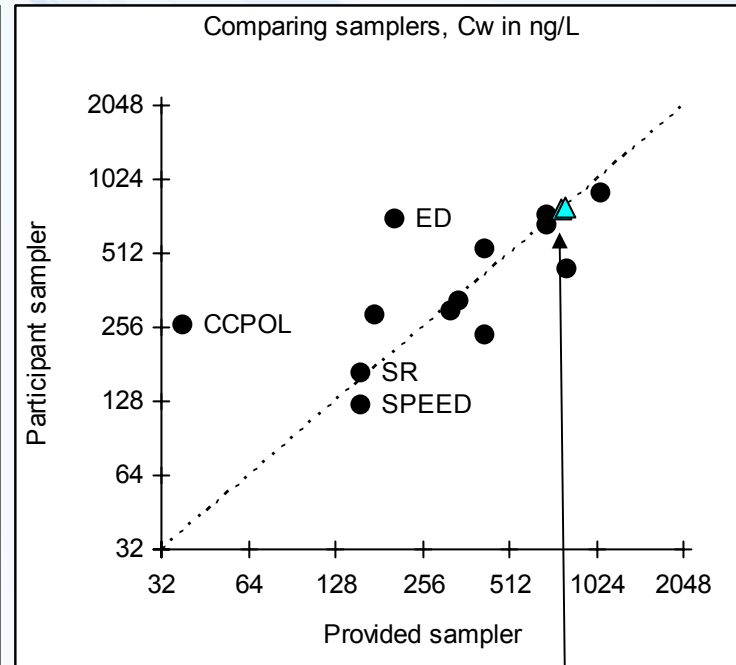
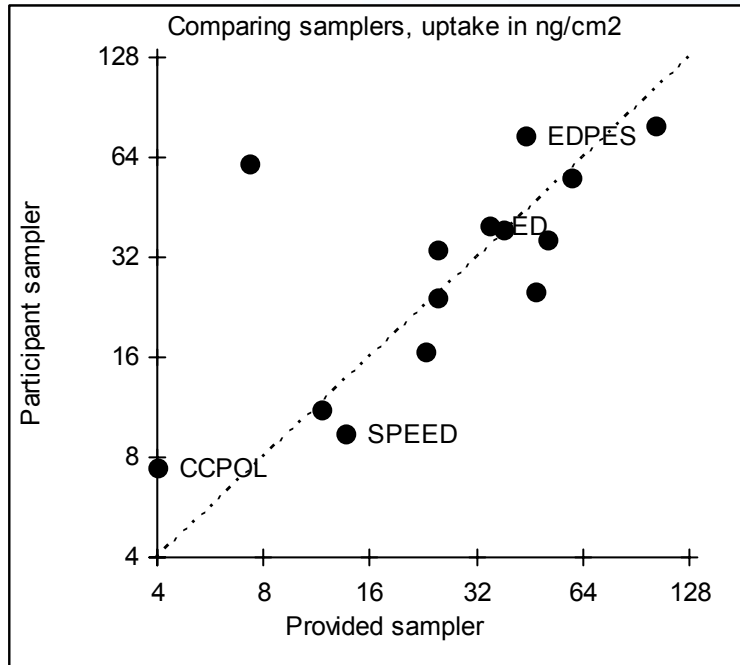


Variability of reported results

Pharmaceuticals					
		Coefficient of variation (%)			
Variability:		Within laboratory		Between laboratory	
Matrix analysed:		Min.	Max.	Min.	Max.
	Standard solution	3%	8%	6%	35%
Provided sampler	NPS amount	11%	14%	35%	133%
	NPS water concentration	8%	13%	70%	333%
Participant sampler	PPS amount	10%	33%	13%	117%
	PPS water concentration	9%	21%	68%	205%

Comparison: participant vs. provided samplers

CARBAMAZEPINE



Composite water sample
(2 week samples per exposure)

STUDY RESULTS

- An acceptable within laboratory variability was observed for standard solution and samplers
- Common compounds, e.g pesticides, showed lower variability than new or rare ones
- Between laboratory variation was roughly a factor 5 larger than within laboratory variability
- However, individual laboratories found well comparable results for participant and provided sampler for uptake per surface area as well as the resulting water concentration
- Passive sampling could be evaluated versus the spot sampling method with variable differences, but mostly within the range comprised by the passive sampling results

Conclusions

- **passive sampling process is not causing excessive variability** - similar results were obtained for different passive samplers
- between laboratory variability is likely related to difficulties with analysis in complex environmental matrices
- in future, effort should be made to improve accuracy of analysis of complex samples

Acknowledgment

- NORMAN Association
- European Commission – DG JRC
- Organisers – steering committee
- Water Research Institute, Slovakia
- RECETOX, Masaryk university, Czech republic
- Deltares, The Netherlands
- Participants



Thank you for your attention!

Continuous water sampling: for polar compounds only



PHARMACEUTICALS, POLAR PESTICIDES STERIODS, FLUORINATED SURFACTANTS, BISPHENOL A, TRICLOSAN

Provided sampler: POCIS

- OASIS HLB Sorbent receiving phase
- Polyethersulphone membrane
- Standard configuration (200 mg sorbent; 45.8 cm² surface area)
- For polar pesticides spiked with DIA-D5 – potential PRC



BROMINATED DIPHENYL ETHERS


Provided sampler: Altesil Silicone rubber

- Silicone rubber sheet consisting of 3 sheets (90x55 mm), ≈ 8.91 g
- Surface area: 297 cm²
- Performance reference compounds: 7.
PRCs: D10-biphenyl, PCBs: CB001, CB002, CB003, CB010, CB014, CB021, CB030, CB050, CB055, CB078, CB104, CB145, CB204

After six weeks exposure...




Sampler preparation for deployment



Sampler recovery



Onsite sampler cleaning and preparation



Target compounds

POLAR PESTICIDES

	Compound	CAS	Usage
1.	Atrazine	1912-24-9	triazine herbicide
2.	Carbendazim	10605-21-7	benzimidazole fungicide
3.	Desethylatrazine	6190-65-4	triazine metabolite
4.	Desethylterbutylazine	30125-63-4	triazine metabolite
5.	Diuron	330-54-1	phenylurea herbicide
6.	S-metolachlor	87392-12-9	chloroacetanilide herbicides
7.	Terbutylazine	5915-41-3	triazine herbicide

Target compounds

PHARMACEUTICALS

	Compound	CAS	Usage
1.	Alprazolam	28981-97-7	benzodiazepine drug
2.	Atenolol	29122-68-7	beta blocker drug
3.	Carbamazepine	298-46-4	anticonvulsant drug
4.	Diazepam	439-14-5	benzodiazepine drug
5.	Diclofenac	15307-86-5	non-steroidal anti-inflammatory drug
6.	Ibuprofen	15687-27-1	non-steroidal anti-inflammatory drug
7.	Naproxen	22204-53-1	non-steroidal anti-inflammatory drug

Target compounds

STEROID HORMONES

	Compound	CAS	Usage
1.	17-alpha-Estradiol	57-91-0	steroid hormone
2.	17-alpha-Ethinylestradiol	77538-56-8	contraceptive
3.	17-beta-Estradiol	82115-62-6	steroid hormone
4.	Estriol	50-27-1	steroid hormone
5.	Estrone	53-16-7	steroid hormone

Target compounds

BISPHENOL A, TRICLOSAN, PFOA PFOS

	Compound	CAS	Usage
1.	Bisphenol A	80-05-7	monomer to make plastics
2.	Triclosan	3380-34-5	antibacterial and antifungal agent

	Compound	CAS	Usage
1.	PFOA	335-67-1	fluorosurfactant
2.	PFOS	1763-23-1	fluorosurfactant, fabric protector

Target compounds

BROMINATED DIPHENYL ETHERS

	Compound	CAS	Usage
1.	BDE 28	41318-75-6	Flame retardant
2.	BDE 47	5436-43-1	Flame retardant
3.	BDE 99	60348-60-9	Flame retardant
4.	BDE 100	189084-64-8	Flame retardant
5.	BDE 153	68631-49-2	Flame retardant
6.	BDE 154	207122-15-4	Flame retardant